

## Details

Created On	April 28, 2025
Report Range	January 2025 – March 2025
Site	Triangle Yard Coffee

## Introduction

The Executive Summary Report provides a high-level overview of your organization's current vulnerability landscape. It is designed to present the scope of exposure, evaluate the effectiveness of vulnerability management efforts, and identify areas that require immediate attention.


This report consolidates key security indicators—including risk level, scan activity, vulnerability distribution, and remediation progress—into an accessible and visual format. It highlights the most impactful risks affecting your environment and tracks vulnerability trends over time.

The primary goal of the Executive Summary Report is to enable informed, strategic decision-making by presenting the most critical aspects of your vulnerability assessment in a concise and actionable manner.

Vulnerability Coverage Summary

January 2025 – March 2025


A consolidated view of the organization’s current security status, reflecting the overall risk environment and effectiveness of vulnerability management during the reporting period.



### Overall Risk

78 **critical** vulnerabilities have been identified, presenting an **immediate and severe threat**. Rapid, comprehensive remediation is required to eliminate the urgent risk and safeguard essential operations.


Critical



### Devices Scanned

Total Devices: 374

Vulnerable Devices: 351 (94%)      Secure Devices: 23 (6%)




### Scans Performed

The volume of scanning activity conducted during the reporting period.

73  
Scans

27  
Internal


46  
External



### Vulnerabilities Resolved

The number of vulnerabilities that have been **successfully remediated**.

161



### Vulnerabilities Detected by device


374  
Total

Critical78

High102

Medium64


Low130



### Known Exploited Vulnerabilities Detected

Vulnerabilities confirmed to be **actively exploited** in the wild. These vulnerabilities require the highest priority for remediation.

37

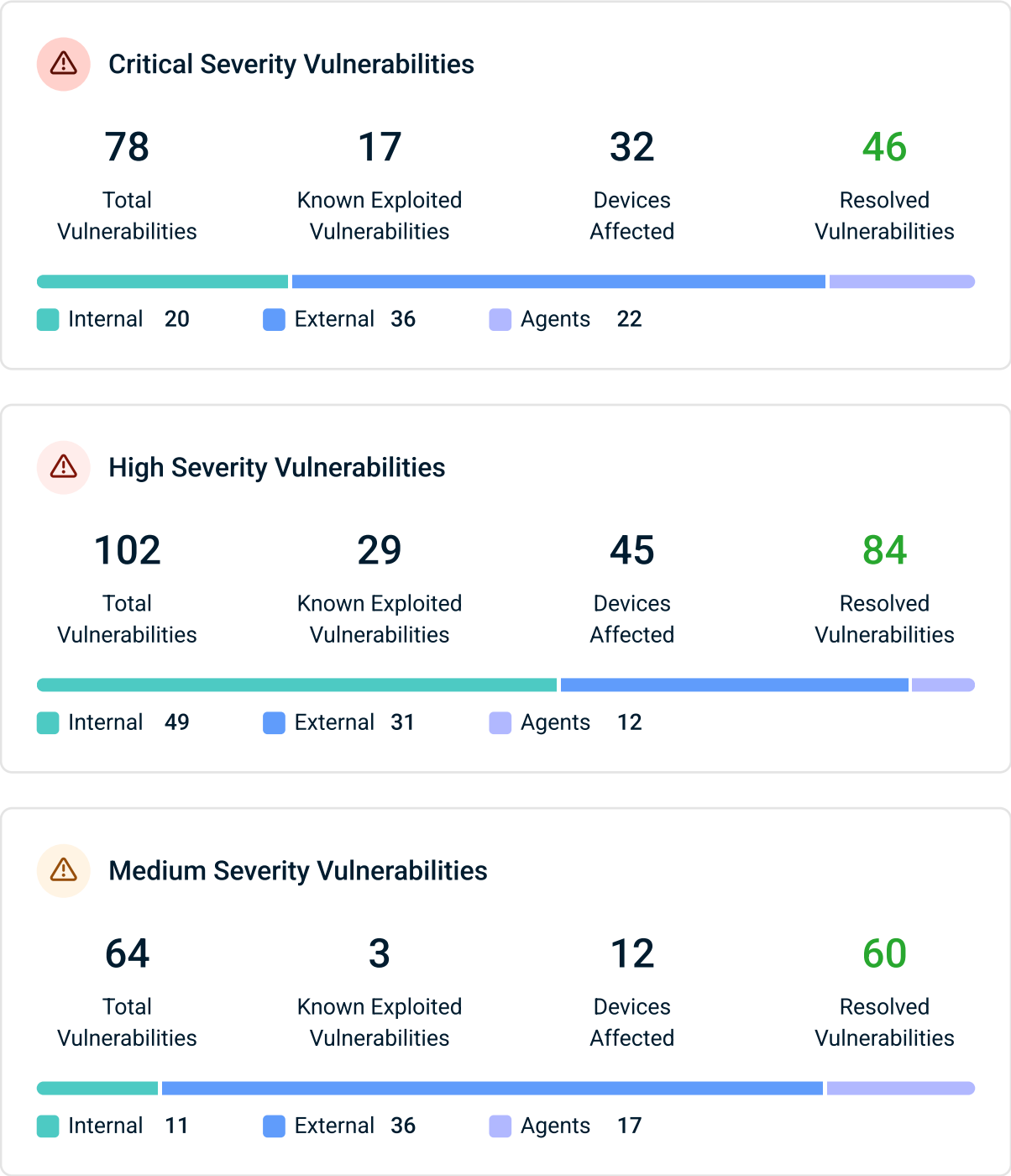


April 28, 2025 2 of 9

Detailed Vulnerability Coverage

January 2025 – March 2025

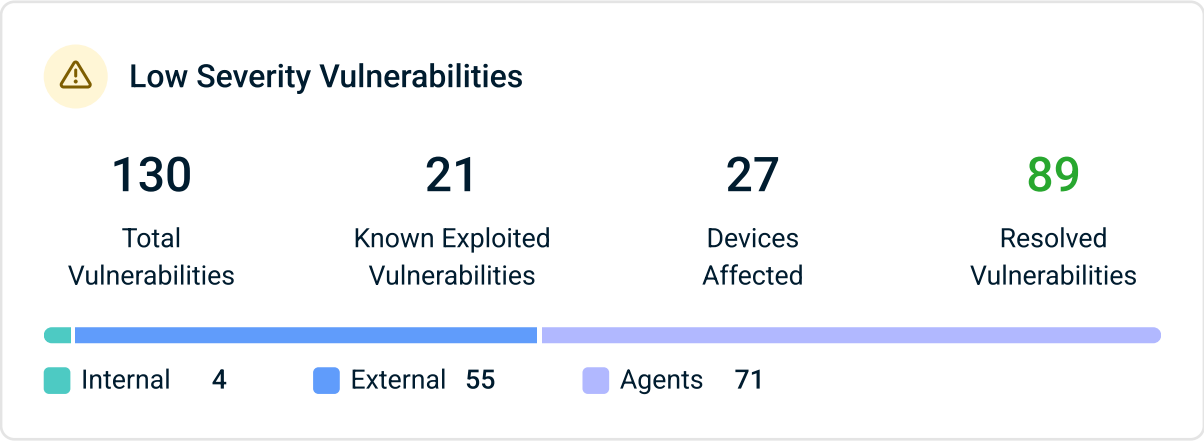
Detailed evaluation of the organization's infrastructure for vulnerabilities across internal, external, and agent-scanned environments.



Detailed Vulnerability Coverage

January 2025 – March 2025

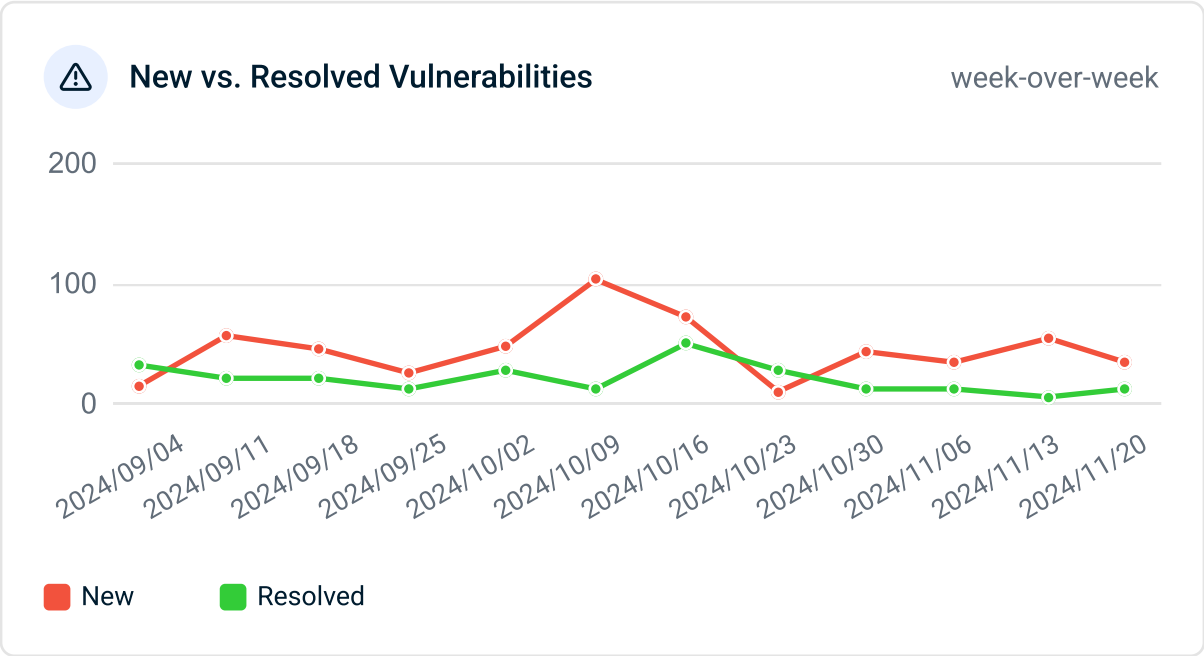
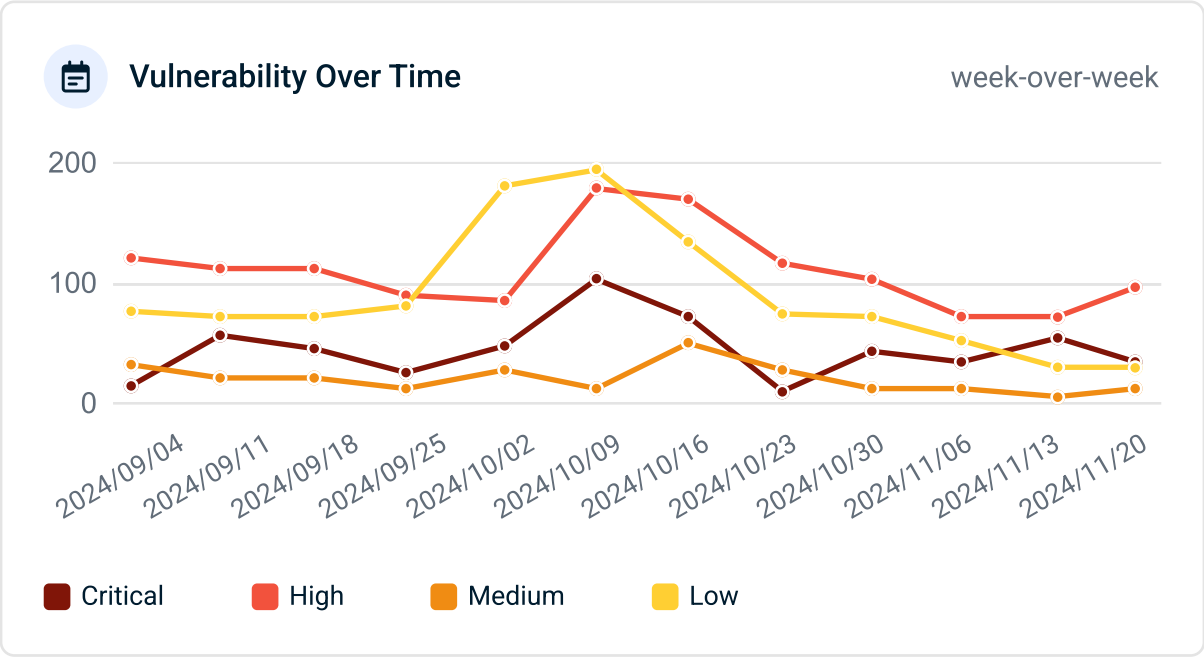
Detailed evaluation of the organization's infrastructure for vulnerabilities across internal and external environments.



Vulnerability Detection Week Over Week

January 2025 – March 2025

A visual narrative of vulnerability trends over time, illustrating detection peaks and remediation efforts to evaluate risk momentum and ongoing progress.



Vulnerability Detection Month Over Month

January 2025 – March 2025

A visual narrative of vulnerability trends over time, illustrating detection peaks and remediation efforts to evaluate risk momentum and ongoing progress.

