



Exchange Assessment Risk Report



CONFIDENTIALITY NOTE: The information contained in this report is for the exclusive use of the client specified above and may contain confidential, privileged, and non-disclosable information. If you are not the client or addressee, you are strictly prohibited from reading, photocopying, distributing, or otherwise using this report or its contents in any way.

Scan Date: 2020/08/01

Your Customer / Prospect

Your Company Name

2021/04/08

Table of Contents

01 | Discovery Tasks

02 | Risk Score

03 | Issues Summary

04 | Exchange Summary

05 | Mailbox Size versus Quota

06 | Distribution Lists

07 | Mobile Devices

Discovery Tasks

The following discovery tasks were performed:

TASK	DESCRIPTION
✓ Exchange Properties	Document Exchange Server properties
✓ Mailbox Properties	Document all mailbox properties
✓ User Properties	Document all user properties
✓ Mailbox Permissions	Discover mailbox permissions by mailbox and by Active Directory user
✓ Retention Policies	Document all mailbox retention policies and associated mailboxes
✓ Distribution Lists	Record distribution lists along with their members and associated groups
✓ Public Folders	Record public folders along with their members and associated groups
✓ Mobile Devices	Discover and document mobile device users and devices
✓ Analyze Mailbox Sizes and Quotas	Compare mailbox usage to allocated quotas.

Risk Score

The Risk Score is a value from 0 to 100, where 100 represents significant risk and potential issues. The score is risk associated with the highest risk issue.

CURRENT
35

LOW

MEDIUM

HIGH

Several critical issues were identified. Identified issues should be investigated and addressed according to the Management Plan.

Issues Summary

This section contains summary of issues detected during the Exchange Assessment. It is based on general best practices and may indicate existing issues or points of interest.

Overall Weighted Issue Score

Current  115

Weighted Score: Risk Score x Number of Incidents = Total points: Total percent (%)

60 Empty Distribution Lists (20 pts each)

Current Score: 20 pts x 3 = 60: 52.17%

Issue: 3 lists do not contain any members or groups. Empty groups may be merely legacy lists which can be removed or lists which should be populated. Empty distribution lists will not deliver messages to individual mailboxes and may be lost or missed. This is often a sign of misconfiguration.

Recommendation: We suggest examining each empty list and either removing the list or populating properly.

35 Mailbox Size versus Quota (>50%) (35 pts each)

Current Score: 35 pts x 1 = 35: 30.43%

Issue: Some mailboxes were found to be using over 50% of their quota. Once a mailbox quota is hit, the particular user will no longer be able to receive email.

Recommendation: We propose immediately enlarging the mailbox quota or archiving mailbox contents to reduce space utilization for all mailboxes over 50%.

20 Mailbox without Quota (20 pts each)

Current Score: 20 pts x 1 = 20: 17.39%

Issue: 1 mailboxes do not have quotas assigned. Mailboxes without quotas could potentially grow unrestrained. Completely unconstrained growth of individual mailboxes is discouraged as it can affect other Exchange users. An email outage may result if any user without a quota receives sufficient email to fill up existing disk capacity.

Recommendation: We recommend placing quotas on all mailboxes to prevent unrestrained mailbox growth.

YOUR COMPANY
MSP WEBSITE URL
MSP PHONE
MSP EMAIL



Prepared for:
Your Customer / Prospect
Scan Date:
2019/08/01

Exchange Summary

EXCHANGE

Edition Office 365

Version Number 0.20 (15.0.0.0)

MAILBOXES

Total Mailboxes 38

Enabled 38

Disabled 0

Total Used Size (MB) 81339

MAILBOXES

Mailboxes with Quotas 37

Total Allocated Quota Size (MB) 1020054

Mailbox without Quotas 1

DISTRIBUTION LISTS

Total Lists 49


























Lists without Members or Groups 3

RETENTION POLICIES

Policies 3

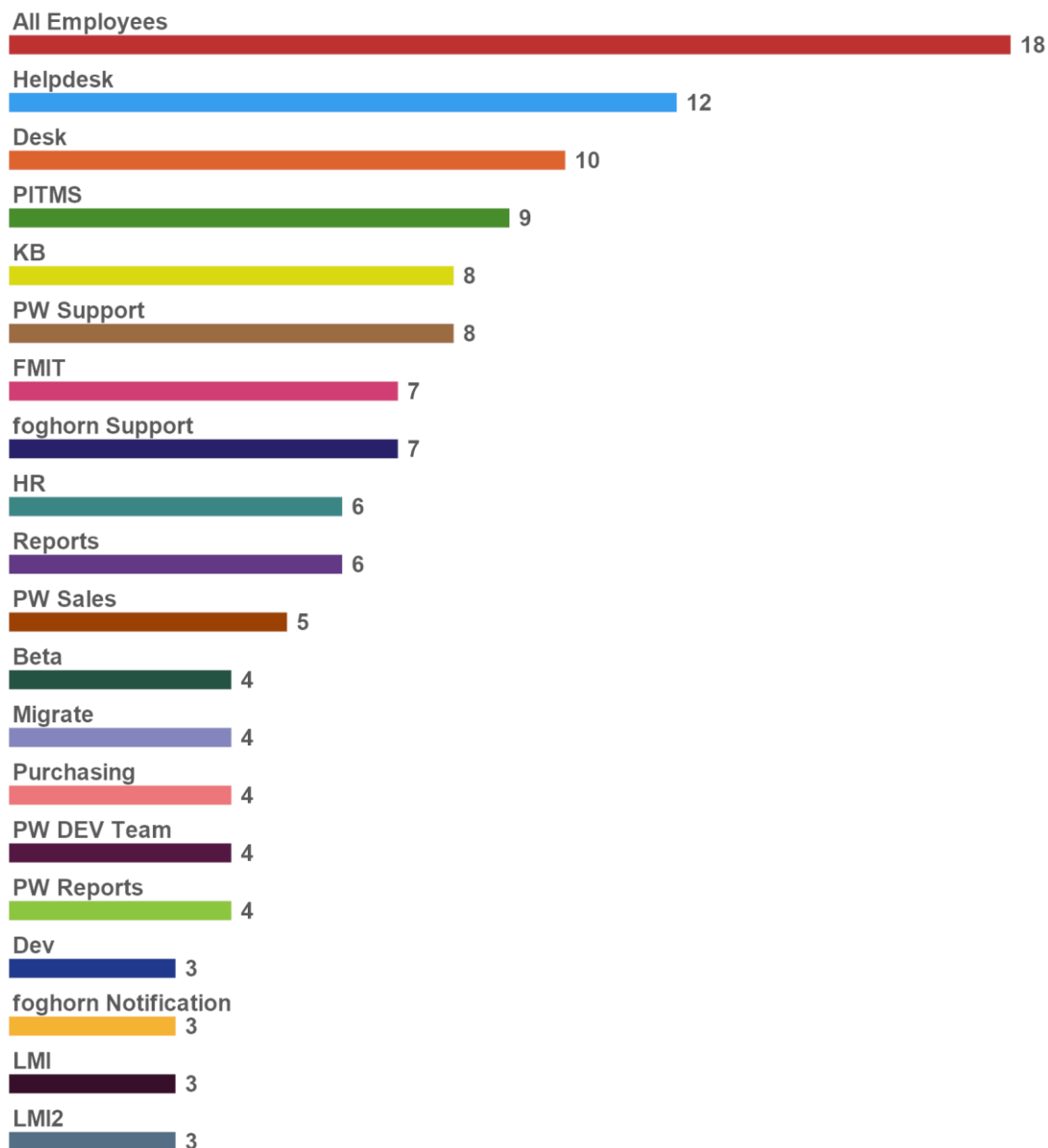
Mailbox Size versus Quota

Top 25 Mailbox Sizes (MB)

wendell		18302.32 Space Used	7297.68 Available Quota	25600 Total
fred thomas		8440.31 Space Used	17159.69 Available Quota	25600 Total
Michael mayhemon		8257.73 Space Used	17342.27 Available Quota	25600 Total
Tony hughes		7687.84 Space Used	17912.16 Available Quota	25600 Total
marcus parish		5726.92 Space Used	19873.08 Available Quota	25600 Total
dennis harold		5696.55 Space Used	19903.45 Available Quota	25600 Total
Mark summer		4020.33 Space Used	21579.67 Available Quota	25600 Total
Pablo simpson		3896.88 Space Used	21703.12 Available Quota	25600 Total
Kevin mayhem		2988.7 Space Used	22611.3 Available Quota	25600 Total
Paul krickey		1934.48 Space Used	23665.52 Available Quota	25600 Total
Jamie LaNier little		1818.67 Space Used	23781.33 Available Quota	25600 Total
James davis		1726.73 Space Used	23873.27 Available Quota	25600 Total
Joe Costen		1641.95 Space Used	23958.05 Available Quota	25600 Total
ben yellin		1275.2 Space Used	24324.8 Available Quota	25600 Total
ethan-paul christy		958.32 Space Used	24641.68 Available Quota	25600 Total
Madeleine west		915.7 Space Used	24684.3 Available Quota	25600 Total
myco Tickets		681.81 Space Used	24918.19 Available Quota	25600 Total
Sarah murray		428.12 Space Used	25171.88 Available Quota	25600 Total
Tanya Williams		249.83 Space Used	25350.17 Available Quota	25600 Total
Notify@myco		217.26 Space Used	25382.74 Available Quota	25600 Total
Jessica Smith		186.59 Space Used	25413.41 Available Quota	25600 Total
hank\ joel		112.11 Space Used	25487.89 Available Quota	25600 Total
Alert Bridge		92.03 Space Used	25507.97 Available Quota	25600 Total
Elvin hammond		86.54 Space Used	25513.46 Available Quota	25600 Total
mjmahemon		65.09 Space Used	25534.91 Available Quota	25600 Total

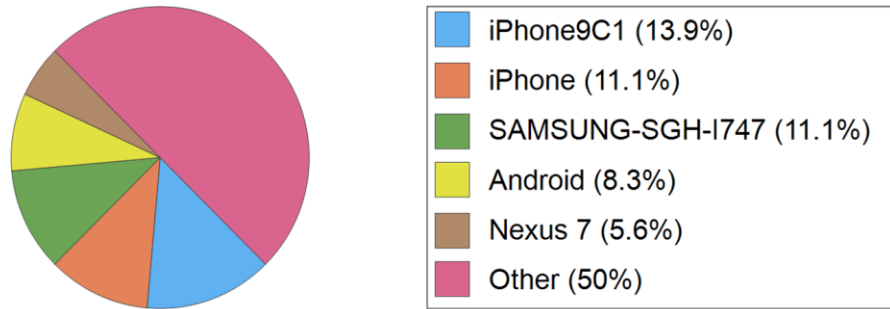
Distribution Lists

Distribution Lists # of Members/Groups



Mobile Devices

Mobile Device Names



MOBILE DEVICE NAMES (TOP FIVE)	TOTAL	PERCENT
iPhone9C1	5	13.9%
iPhone	4	11.1%
SAMSUNG-SGH-I747	4	11.1%
Android	3	8.3%
Nexus 7	2	5.6%
Total - Top Five	18	50%

MOBILE DEVICE NAMES (OTHER)	TOTAL	PERCENT
EVO	2	5.6%
SGH-T959	1	2.8%
Nexus 4	1	2.8%
HTCOne	1	2.8%
LENOVO 2436CTO LENOVO_MT_2436	1	2.8%
PC36100	1	2.8%
htcsupersonic	1	2.8%
LGPhone	1	2.8%

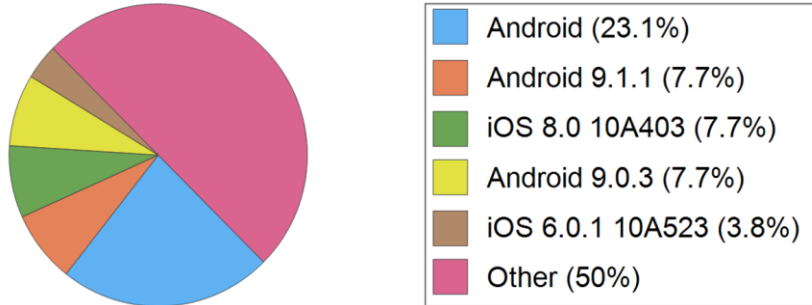
YOUR COMPANY
MSP WEBSITE URL
MSP PHONE
MSP EMAIL



Prepared for:
Your Customer / Prospect
Scan Date:
2019/08/01

MOBILE DEVICE NAMES (OTHER)	TOTAL	PERCENT
SCH-I535	1	2.8%
iPad	1	2.8%
iPhone8C3	1	2.8%
iPhone8C1	1	2.8%
ThinkPad Tablet	1	2.8%
PG06100	1	2.8%
SPH-L710	1	2.8%
MotoDROID2v451	1	2.8%
RM-845_nam_vzw_100	1	2.8%
Total - Other	18	50%
OVERALL TOTAL	36	100%

Mobile Device Operating System



OPERATING SYSTEM (TOP FIVE)	TOTAL	PERCENT
Android	6	23.1%
Android 9.1.1	2	7.7%
iOS 8.0 10A403	2	7.7%
Android 9.0.3	2	7.7%
iOS 6.0.1 10A523	1	3.8%
Total - Top Five	13	50%

OPERATING SYSTEM (OTHER)	TOTAL	PERCENT
Android 9.2	1	3.8%
Android 9.0.4	1	3.8%
Android 9.2.1	1	3.8%
Android 9.1.2	1	3.8%
iOS 8.1.3 10B329	1	3.8%
WINDOWS	1	3.8%
Android 8.3.5	1	3.8%
Android 8.2	1	3.8%
iOS 10.1 10B141	1	3.8%
iOS 8.1 10B141	1	3.8%

YOUR COMPANY
MSP WEBSITE URL
MSP PHONE
MSP EMAIL



Prepared for:
Your Customer / Prospect
Scan Date:
2019/08/01

OPERATING SYSTEM (OTHER)	TOTAL	PERCENT
iOS 8.1.2 10B146	1	3.8%
Android 9.3.4	1	3.8%
Windows Phone 8.0.10211	1	3.8%
Total - Other	13	50%
OVERALL TOTAL	26	100%