

# FUEL YOUR MSP BUSINESS WITH NETWORK DETECTIVE PRO

Clients are literally the lifeblood of every MSP business. What's the lifetime value of a new client for your business? Network Detective Pro is the #1 Automated IT Assessment and Reporting system that MSPs use to win, grow and retain their clients, ensuring predictable revenue and growth.



## Win New Clients

**With Network Detective Pro, you'll close one new account after another, ensuring the survival of your valuable enterprise.**

Automated data collectors make it fast and easy. Quickly discover risks and issues that justify the need for your services. Compelling brandable reports are automatically created for you, so you can become a selling machine.



## Grow Your Clients

**Maximize the value of every client relationship with Network Detective Pro, and watch your company grow along a predictable path.**

Network Detective Pro looks at all computers and users, whether on the network, in the cloud, at remote offices, or even work-from-home machines. With Network Detective Pro running regular scans on every client network, you'll find more users and assets to bill, new projects to suggest, and opportunities for expanding your service relationships.



## Keep Your Clients Longer

**Be the trusted technology advisor for every client.**

Network Detective Pro makes it easy with reports that help you stay top-of-mind and show your clients things that they could never know about their network and users without your help. That builds their trust and reliance on you as a critical partner. You'll never have to sweat it out at contract renewal time.

# Network Detective Pro **FEATURES**

Data Collectors	Automatically collect data ad hoc, or scheduled, from the systems on a network
Automated/Scheduled Scans and Reporting	Scans can be scheduled on a recurring basis so that up-to-date data is available as you need it. Reports can also be automatically generated on a recurring schedule and emailed or saved to a folder.
Proprietary Data Analyzer	Detection of the most important IT issues based on industry best practices.
Configurable Risk Scoring	Ability to customize which IT issues are reported and how important they are presented in an assessment
Brandable Reports	Brand reports with your company info, logos, colors and images, ensuring they are brand-consistent and ready to present.
Customizable Technical Reports	Reports are output in editable file formats, enabling you to easily customize them and/or combine them with your other report materials.
High-Level Executive Reports	High Level reports describing executive-level IT issues
Network, Security, Exchange, SQL Server Assessments	A top-to-bottom look at a company's IT infrastructure by deploying a data collector
Azure AD and Infrastructure Assessments	A top-to-bottom look at a company's Microsoft IT infrastructure
Automated Management Plans	Prioritized plan of action that includes the risk along with details on the items (e.g. – users, computers) that have the issue.
Full Network Documentation	Understand every network-connected asset in a business' environment
Deep Dive Layer 2/3 Discovery	List all major network devices and understand how they are connected on a network
Workflow Integrations with PSA software	Automatically create support tickets from scan data for your helpdesk team to resolve
Online Data Explorer	Web-based access to network data via dynamic drill-down interface
Automated Deployment with VSA	Automate the deployment of network and local data collectors as part of your RMM deployment strategy
Exportable reports and documentation to IT Glue	Automate the creation and maintenance of on-premises and cloud data documentation
Discovery Agents	Lightweight, streamlined data collection agent that can be configured to scan sites individually or on a bulk basis.
Interactive Data Sets and Reports	Live data sets that can be manipulated and updated in real-time as the data changes
Integrations with ITGlue, PSAs, VulScan	Utilize vital functionality from integrated Kaseya applications
AWS Infrastructure and Services Inventory	Provides a detailed view of Amazon Web Services (AWS) infrastructure
Microsoft 365 Assessment (SharePoint, Teams, One-Drive and Outlook).	Provides a detailed view of Microsoft 365 infrastructure and services

# How it **WORK FOR PROSPECTING**

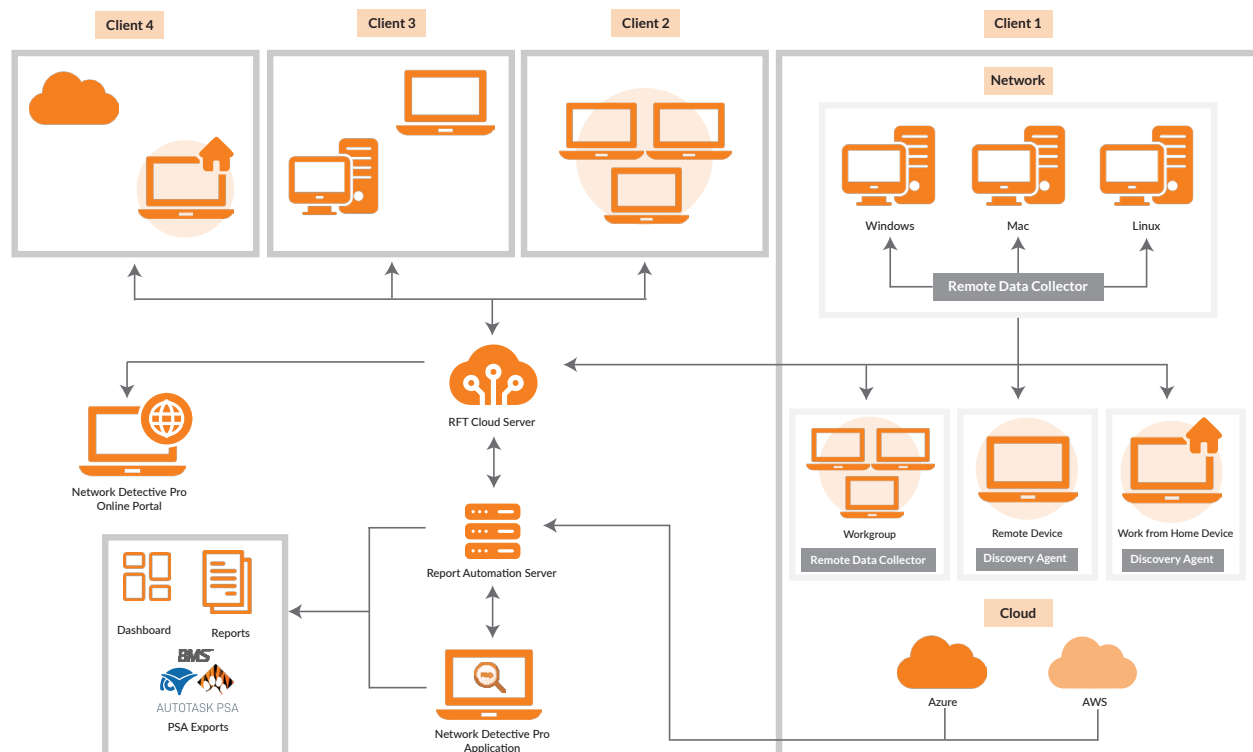
- Ask the prospect to log you into their network for a non-intrusive scan. Nothing will be installed or changed on the computer or the network.
- Run through the wizard-driven data scanner set up, and let 'er rip. It takes less than an hour to scan an average sized network.
- Take the encrypted scan results file and import it into the Network Detective Pro desktop application for analysis and report generation.
- Set up your branding and select the reports you want to generate. Print them out or save to share digitally.

# How it **WORK FOR CLIENT SERVICE**

It's a snap to set up Network Detective Pro to schedule recurring scans and automate report generation and more.

- Install the Report Automation Server software at your own Data Center. This is the central hub you'll use to schedule and control Network Detective Pro at all your clients.
- When you are ready to add a client, simply install the remote data collector(s) on any convenient device that's attached to the network.
- Set up your branding components for that client, create a schedule for the scans, and select the report(s) you want to produce.

Network Detective Pro takes a complete network snapshot (including Layer 2/3 details) at the interval you set, and automatically creates and emails your reports. You can also view the collected data from any assessment online at any time through the RapidFire Tools brandable portal and/or have the data pushed into your favorite PSA or ticketing system.



# The NETWORK DETECTIVE PRO Portal

Solve IT problems faster by interacting with your assessment data, anywhere at any time, using the Network Detective Pro Online Portal.

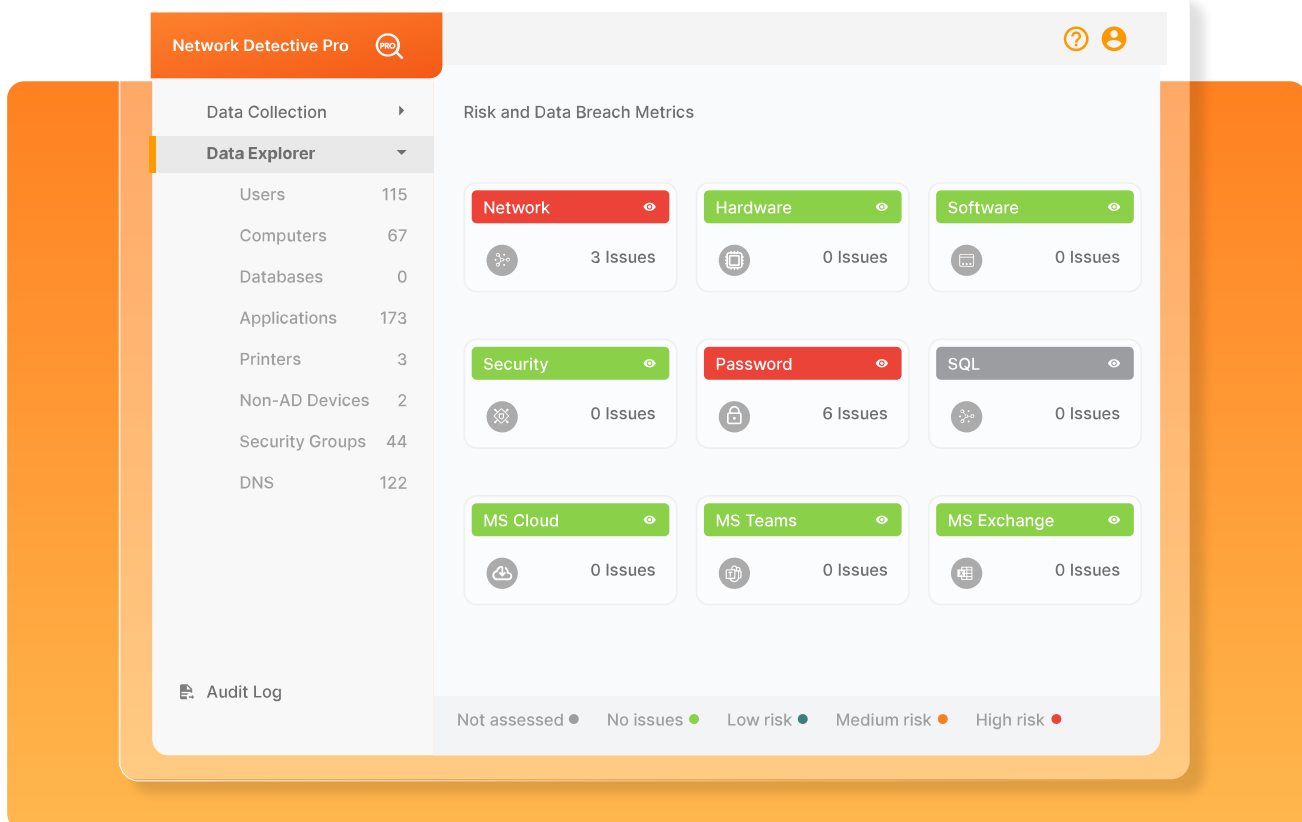
## Troubleshoot issues quickly and efficiently

As an IT professional, you are continually tasked with managing and maintaining a variety of systems and network environments. When something goes wrong, you need to be able to troubleshoot the issue quickly and efficiently. Now you can avoid spending hours combing through endless administrative menus, or hundreds of pages of reports and logs, to find the information you need.

## Get the data you need when you need it

With the Network Detective Pro Portal, you can now access an online dashboard with preconfigured reports and interactive raw data sets automatically collected and organized by Network Detective Pro. The dashboard is updated with every new scan, giving you an overview of your network's security posture. You can also view on-demand reports using pre-set filters for specific information and even export assessment data into other applications.

With access to network assessment information online and on demand, you can get the specific data you need to complete projects more efficiently and keep your networks running smoothly.



# Use Our Reports to FUEL YOUR BUSINESS

One Platform. One Hundred Reports. Unlike other reporting tools, Network Detective Pro turns data into presentable information. It presents the analysis, organizes the data, highlights the issues, includes recommendations and gives you control of the output to share with others. You decide which reports you want to run. You brand them with your organization's logo, colors and choice of image and layout. You can even edit and customize them to your heart's content. Set up email distribution lists to have Network Detective distribute reports internally to relevant stakeholders.

**Brand with your company logo and colors.**

**Choose from nearly 100 different report templates.**

**Print them out or save to share digitally.**

**Asset Summary: Storage**

**Top 10 Drive Capacity**

Drive	Capacity
F:\E:\ (D:)	~1000 GB
H:\E:\ (D:)	~1000 GB
I:\E:\ (D:)	~1000 GB
J:\E:\ (D:)	~1000 GB
K:\E:\ (D:)	~1000 GB
L:\E:\ (D:)	~1000 GB
M:\E:\ (D:)	~1000 GB
N:\E:\ (D:)	~1000 GB
O:\E:\ (D:)	~1000 GB
P:\E:\ (D:)	~1000 GB
Q:\E:\ (D:)	~1000 GB

**Top 10 Drive % Used**

Drive	% Used
ROBERT (L:)	~95%
BEA (E:)	~95%
Lukas@pc (D:)	~95%
Messiah@pc (D:)	~95%
Antony@pc (D:)	~95%
HTC@pc (D:)	~95%
WHA (C:)	~95%
WHA (D:)	~95%
Sub-@W (C:)	~95%
BEA (D:)	~95%

**NETWORK EXECUTIVE SUMMARY**

This report contains a summary of issues detected during your business IT assessment and is based on industry-wide best practices for network health, performance, and security.

**POTENTIAL DATA BREACH LIABILITY: \$253,970**

**OVERALL FULL ISSUE SCORE: 986**

**Computers**

Computers by Operating System

OS	Total	Percent
Windows 10 (64-bit)	23	41.8%
Windows 8.1 (64-bit)	7	12.7%
Windows 7 (64-bit)	8	14.5%
Windows 10 (32-bit)	5	9.1%
Windows 8.1 (32-bit)	3	5.5%
Windows 7 (32-bit)	3	5.5%
Other (32-bit)	44	80%
Other (64-bit)	2	3.6%
Windows 10 (32-bit)	2	3.6%
Windows 7 (32-bit)	2	3.6%
Windows 8.1 (32-bit)	2	3.6%
Windows 10 (64-bit)	1	1.8%
Other (64-bit)	11	20%
Other (32-bit)	88	100%

**All reports are output in editable file formats.**

**Data is analyzed, prioritized and organized for you.**

**Most reports have summaries with hyperlinks to content.**

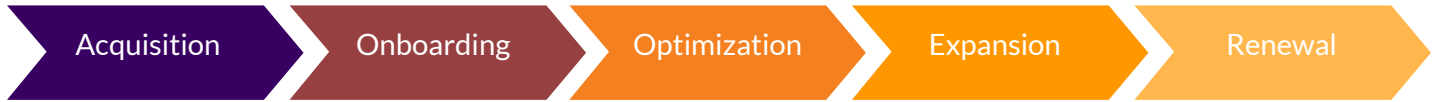
Here's a small sample of available reports:

- Consolidated Risk Report
- Baseline Network Management Plan
- BDR Needs Analysis
- Consolidated Management Plan
- Full Detail Change Report
- Layer 2-3 Detail Report
- Layer 2-3 Diagram
- Mobile Asset Detail Report
- Quarterly Business Review
- Security Policy Assessment
- SQL Server Detail Report
- Azure AD Assessment
- Configuration Change Report

You can [visit our website](#) to look at the full list and download samples of any report.

# Get **MORE VALUE** Out of IT

Every day thousands of MSPs are finding new uses for Network Detective Pro, and getting more value out of IT throughout the managed services lifecycle.



## Win IT

Run Non-Intrusive New Biz Assessments in Less Than an Hour.



## Scope IT

Know What You're Getting Into Before You Quote IT!



## Onboard IT

Get New Clients Up And Running Lightning Fast!



## Optimize IT

Get More Stuff Done Without Adding More Staff.



## Secure IT

You Have A Belt . . . Now Add The Suspenders.



## Expand IT

Your Current Clients Are Your Best Prospects.



## Keep IT

Make Contract Renewal Time a "Non-event."

# The No. 1 automated **IT ASSESSMENT SOLUTION** for IT Professionals



## Complete

- Collects detailed information on every asset, including those not physically connected to the network
- Identifies all risks from misconfigurations, network vulnerabilities and user threats
- Supports all environments, from on-premises to remote, to cloud



## Automated

- Schedule the time and frequency of the data collection, along with the reports you want to generate automatically.
- Automated updates of online portal and reports
- Automated generation and distribution of printed report



## Priced right

- An affordable subscription that is sufficient to cover multiple office locations
- Increase efficiency with less time spent on gathering data and analysis
- No extra cost for either accessing all the upcoming IT assessment scanners and reports or adding internal users

## Request a demo and spot-check your own network

Are the networks you manage secure? Do you have the tools to keep them risk-free? Contact us today for a demo of Network Detective Pro and get a spot-check cyberattack risk assessment of your own network at the same time.

[Get a demo](#)

of Network Detective Pro today.