



Backup / Disaster Recovery

BDR Needs Analysis

Prepared for: Your Customer/Prospect

Prepared by: Your Company Name



CONFIDENTIALITY NOTE: The information contained in this report document is for the exclusive use of the client specified above and may contain confidential, privileged and non-disclosable information. If the recipient of this report is not the client or addressee, such recipient is strictly prohibited from reading, photocopying, distributing or otherwise using this report or its contents in any way.



Table of Contents

- 1 - Your Environment
- 2 - Risk Score
- 3 - Issues Summary
- 4 - Initial Backup Requirements
 - 4.1 - Complete Environment
 - 4.2 - Minimal Set (Critical Systems Only)
- 5 - Existing Backup Solution
- 6 - Network Speed Test
- 7 - Server Summary
- 8 - Workstation Summary
- 9 - Cloud Services
- 10 - SQL Servers
- 11 - On-Premise Exchange Servers

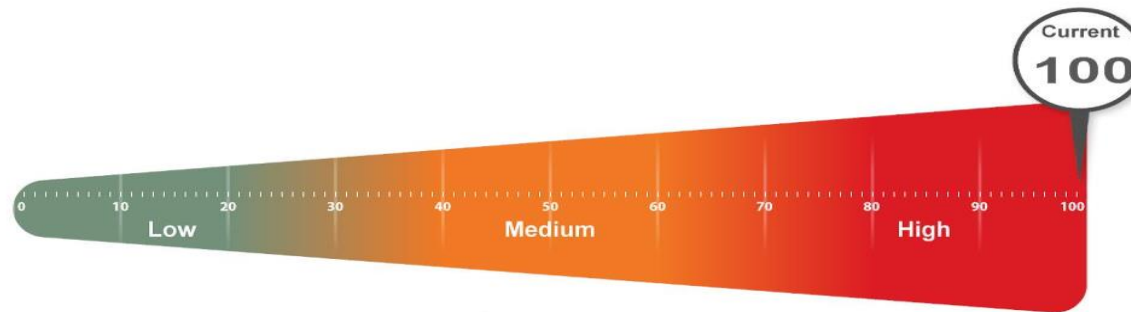


Your Environment

Employees	71
Total Computers	38
Servers	13
Workstations	25
Critical Systems	32
Servers	10
Workstations	22
SQL Server	Yes
Cloud Based Apps	Yes
On-Premise Exchange	Yes
Sample Bandwidth Speed	22.52 Mb/s 55.84 Mb/s

Risk Score

The Risk Score is a value from 0 to 100, where 100 represents significant risk and potential issues.



Several critical issues were identified. Identified issues should be investigated and addressed according to the Management Plan.

Issue Summary

This section contains a summary of issues detected during the Network Assessment process, and is based on industry-wide best practices for network health, performance, and security. The Overall Issue Score grades the level of issues in the environment. An Overall Issue score of zero (0) means no issues were detected in the environment. It may not always be possible to achieve a zero score in all environments due to specific circumstances.

Overall Issue Score



Weighted Score: Risk Score x Number of Incidents = Total points: Total percent (%)

	Critical workstations not backed up (95 pts each)
1710	Current Score: 95 pts x 18 = 1710 : 64.65%
	Issue: User workstations identified as critical to the operation of your business are not being backed up.
	Recommendation: Add all critical workstations to the current backup set. Implement a backup disaster recovery system if one does not exist and ensure these systems are included in the backup set.
	Critical servers not backed up (100 pts each)
700	Current Score: 100 pts x 7 = 700 : 26.47%
	Issue: Servers identified as critical to the operation of your business are not being backed up.
	Recommendation: Add all critical servers to the current backup set. Implement a backup disaster recovery system if one does not exist and ensure these systems are included in the backup set.
	Recent backup failures (90 pts each)
90	Current Score: 90 pts x 1 = 90 : 3.4%

Issue: Indications of recent backup failures or errors with the backup have been found while reviewing the current systems backup logs.

Recommendation: Immediately correct or implement a reliable backup and recovery solution to ensure business and data continuity.

SQL Server not backed up (75 pts each)

75 **Current Score:** 75 pts x 1 = 75 : 2.84%

Issue: 3 SQL Server Instances are not included in the current backup set. Backing up SQL Server Databases ensure protection against loss of data.

Recommendation: Include the specified SQL Server instance in the current backup set.

Significantly aged hardware (70 pts each)

70 **Current Score:** 70 pts x 1 = 70 : 2.65%

Issue: 1 computers were found with significantly aged hardware. Older hardware typically has a higher risk of failure.

Recommendation: Upgrade or replace computer with aged hardware to ensure the highest level of reliability.



Initial Backup Requirements

Your Environment

Total Used Disk Space	19,580 GB
Total Disk Space	44,907 GB
Total Servers in Backup	13
Total Server Partitions in Backup	20
Total Workstations in Backup	25
Total Workstation Partitions in Backup	39
Est. Initial Internet Transfer Time	242 hours*

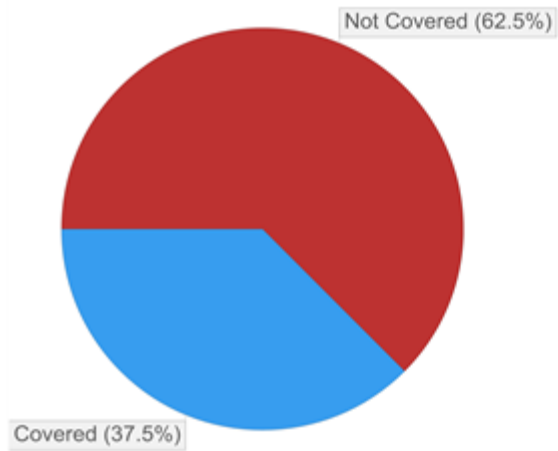
*For the initial cloud backup, we recommend sending a removable drive.

Minimal Set (Critical Systems Only)

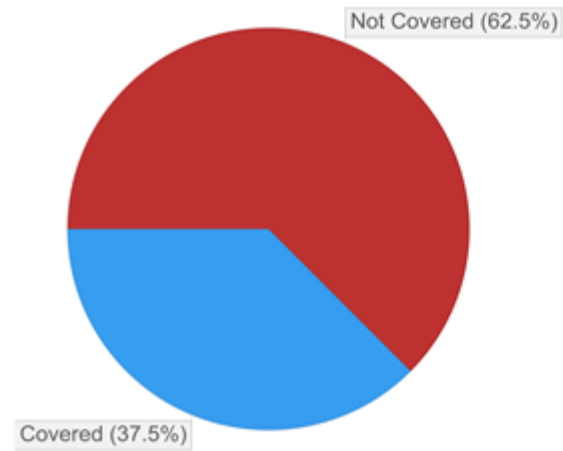
Total Used Disk Space	17,845 GB
Total Disk Space	40,674 GB
Total Servers in Backup	10
Total Server Partitions in Backup	16
Total Workstations in Backup	22
Total Workstation Partitions in Backup	35
Est. Initial Internet Transfer Time	221 hours*

Existing Backup Solution

Server Coverage



Workstation Coverage



Current Backup Solution	Mozy Carbonite
Last Successful Backup	>2 weeks ago
Total Workstations in Backup	9
Total Servers in Backup	6

Network Speed Test

This section displays upload and download speed from various locations world-wide. The tests were performed at a particular point in time and may be affected by current network conditions.

Download Speed: **55.84 Mb/s**



Upload Speed: **22.52 Mb/s**



Server Summary

Only active servers are listed. These are servers which were on at the time of the scan or have reported to Active Directory within the past 30 days.

Critical Servers

Computer Name	IP Address	Phys/Virt Virtual	Server Role	Age (mo.)	OS	Memory (GB)	Processor Count	Process or Speed (GHz)	Partition	Total Space (GB)	Total Used (GB)
CERTEXAM	10.0.6.110	Virtual	File and Storage Services Remote Desktop Services Web Server (IIS)	23	Windows Server 2012 R2 Standard	1	1	2.13	C:	126	13
DC03	10.0.1.3 10.0.1.23 10.0.1.4	Virtual	AD Domain Services DHCP Server DNS Server File and Storage Services Print and Document Services Remote Desktop Services	29	Windows Server 2012 R2 Datacenter	1	1	2.40	C:	126	20
ACCTFS	10.0.1.16	Virtual	Application Server File And Storage Services Web Server (IIS)	31	Windows Server 2012 Standard	8	1	2.13	C:	512	195
ACCTFSBUILD	10.0.6.67	Virtual	File and Storage Services	19	Windows Server 2012 R2 Standard	4	1	2.13	C:	123	35
FILE2012-1	10.0.1.41	Physical	File and Storage Services	27	Windows Server 2012 R2	8	1	1.86	C: X:	128 4	16 0



Computer Name	IP Address	Phys/Virt Virtual	Server Role	Age (mo.)	OS	Memory (GB)	Processor Count	Process or Speed (GHz)	Partition	Total Space (GB)	Total Used (GB)
					Standard				H:	12909	5486
HV00	10.0.1.100	Physical	File and Storage Services Hyper-V	23	Windows Server 2012 R2 Datacenter	64	2	2.13	C:	128	79
									H:	3596	2967
HV02	10.0.1.123 10.0.1.121 10.0.1.122	Physical	File and Storage Services Hyper-V	30	Windows Server 2012 R2 Standard	64	2	2.13	C:	128	82
									H:	3596	2195
HV04	10.0.1.104 10.0.6.108 10.0.6.105 10.0.6.100	Physical	File and Storage Services Hyper-V	23	Windows Server 2012 R2 Datacenter	64	2	2.13	C:	128	79
									H:	3596	2967
PS01	10.0.6.147	Virtual	File and Storage Services Print and Document Services	24	Windows Server 2012 R2 Standard	1	1	2.13	C:	59	30
ACCT01	10.0.6.142	Virtual	Web Server (IIS) File Services Remote Desktop Services	9	Windows Server 2012 R2 Enterprise	2	1	2.13	C:	127	53
									F:	127	24
									16 Partitions	25412 GB	14241 GB

Other Servers



Computer Name	IP Address	Phys/Virt Virtual	Server Role	Age (mo.)	OS	Memory (GB)	Processor Count	Process or Speed (GHz)	Partition	Total Space (GB)	Total Used (GB)
STORAGE01	10.0.1.69	Virtual	Web Server (IIS) File Services Network Policy and Access Services Windows Deployment Services	65	Windows Server 2012 R2 Enterprise	6	1	2.13	C:	124	54
									D:	1739	1091
UTIL12	10.0.1.15	Virtual	File and Storage Services Network Policy and Access Services Remote Desktop Services Web Server (IIS)	27	Windows Server 2012 R2 Standard	1	1	2.13	C:	126	21
VPNGW	10.0.1.5	Virtual	File and Storage Services Remote Access Web Server (IIS)	21	Windows Server 2012 R2 Standard	1	1	2.13	C:	126	15
									4 Partitions	2116 GB	1181 GB

Workstation Summary

Only active workstations are listed. These are servers which were on at the time of the scan or have reported to Active Directory within the past 30 days.

Critical Workstations

Computer Name	IP Address	Phys/Virt Virtual	Age (mo.)	OS	Memory (GB)	Processor Count	Processor Speed (GHz)	Partition	Total Space (GB)	Total Used (GB)
OGUCCI-PC	10.0.6.161	Physical	8	Windows 8.1 Pro	12	1	3.60	C:	127	106
								M:	804	11
JULES-INSPIRON	10.0.6.37	Physical	2	Windows 10 Pro	4	1	2.53	C:	232	28
SUPT-TESTBOX	10.200.2.3	Virtual	25	Windows 8.1 Enterprise	8	1	2.13	C:	80	16
TOMCAT	10.0.6.4	Physical	20	Windows 8.1 Enterprise	8	1	3.50	C:	232	211
								D:	1863	88
arabellef	10.0.6.35	Physical	16	Windows 8.1 Enterprise	14	1	3.40	C:	128	99
								H:	511	296
								S:	293	0
TRAININGROOM	10.0.6.55	Physical	4	Windows 10 Pro	4	1	2.90	C:	450	66
								Q:	14	11
RMILSAP-PC	10.0.7.17	Physical	5	Windows 8.1 Enterprise	6	1		C:	127	73
								S:	469	0
TICKET-GW	10.0.6.44	Virtual	34	Windows 8.1 Enterprise	1	1	2.13	C:	127	37



Computer Name	IP Address	Phys/Virt Virtual	Age (mo.)	OS	Memory (GB)	Processor Count	Processor Speed (GHz)	Partition	Total Space (GB)	Total Used (GB)
GRAVES-LT2	10.0.6.131	Physical	4	Windows 8.1 Professional	4	1	2.20	C:	454	54
ISTCORP-PC	10.0.7.123	Physical	31	Windows 8.1 Pro	4	1	2.20	C:	223	157
JOHNSON-WIN8	10.0.7.44	Physical	31	Windows 8.1 Enterprise	12	1	2.70	C:	931	124
RPOST-PC	10.0.6.81	Physical	4	Windows 10 Pro	3	1		C: D:	685 13	52 11
ROGERS-PC	10.0.6.14	Physical	1	Windows 10 Pro	8	1	3.40	C:	890	301
MNICKEL-HP	10.0.7.95	Physical	27	Windows 8.1 Enterprise	8	1	2.90	C: D: E:	910 20 1397	142 17 118
JWEST-WIN864	10.0.6.182	Physical	43	Windows 8.1 Enterprise	8	1	3.50	C:	476	143
NOBLE	10.0.6.102	Physical	10	Windows 8.1 Enterprise	16	1	3.20	C:	127	74
JSWIN8-VM	10.0.6.136	Virtual	27	Windows 8.1 Pro	1	1	2.13	C:	126	30
JSANJAY-PC	10.0.6.63	Physical	3	Windows 10 Pro	10	1	3.40	C:	890	350
JSANJAY-WIN764	10.0.6.30	Physical	31	Windows 8.1 Enterprise	4	1		C:	913	213
JSANJAY-WIN7PROD	10.0.6.144	Virtual	23	Windows 8.1 Professional	2	1	2.13	C:	127	89
INCORE	10.0.6.97	Physical	36	Windows 8.1 Enterprise	8	1	3.50	C: D: E:	232 0 931	167 0 139



Computer Name	IP Address	Phys/Virt Virtual	Age (mo.)	OS	Memory (GB)	Processor Count	Processor Speed (GHz)	Partition	Total Space (GB)	Total Used (GB)
RONIN	10.0.6.112	Physical	7	Windows 8.1 Enterprise	8	1	3.50	C:	223	198
								D:	0	0
								E:	233	180
								35 Partitions	15261 GB	3601 GB

Other Workstations

Computer Name	IP Address	Phys/Virt Virtual	Age (mo.)	OS	Memory (GB)	Processor Count	Processor Speed (GHz)	Partition	Total Space (GB)	Total Used (GB)
SARLACC	10.0.6.132	Virtual	6	Windows 10 Enterprise	6	1	2.13	C:	256	33
THOMAS-PC	10.0.7.49	Physical	1	Windows 10 Pro	8	1	3.10	C:	931	346
RONIN-PC	10.0.6.52	Physical	10	Windows 8.1 Enterprise	12	1	3.60	C:	304	76
								D:	627	98
								4 Partitions	2117 GB	553 GB

Cloud Services

Detected Cloud Service	Service Type	Systems
OneDrive	Remote File Sync	RONIN,JSANJAY-WIN764,JOHNSON-WIN8,INCORE,MNICKEL-HP,JSANJAY-PC,TRAININGROOM,TOMCAT,OGUCCI-PC,RMILSAP-PC,GRAVES-LT2,ACCT01
Google Drive	Remote File Sync	RONIN,JSANJAY-WIN764,JOHNSON-WIN8
DropBox	Remote File Sync	RONIN,JSANJAY-WIN764,JSANJAY-WIN7PROD,ROGERS-PC,JSANJAY-PC,TOMCAT,NOBLE,RONIN-PC
Box	Remote File Sync	JSANJAY-WIN764

SQL Servers

Corp.Myco.com

Server Name	Instance	Version
RMILSAP-PC	RMILSAP-PC	
RMILSAP-PC	RMILSAP-PC/UPSWS2012SERVER	SQL Server 2012
ACCTFS	ACCTFS	
ISA1	ISA1	
JWEST-WIN864	JWEST-WIN864/SQLEXPRESS	SQL Server 2012
MYCO30DEV	MYCO30DEV	SQL Server 2012
PS01	PS01	
REMOTE	REMOTE	SQL Server 2012



Server Name	Instance	Version
STORAGE01	STORAGE01/SOLAR	SQL Server 2012
RONIN-PC	RONIN-PC	
RONIN-PC	RONIN-PC/SQLEXPRESS	SQL Server 2014

On-Premise Exchange Servers

CORP.MYCO.COM

Exchange Server Name	Version
MYCO-NY-EXCHMOB	Exchange 2016
MYCO-NY-EXTEST	Exchange 2016